

PSAT 8/9 RESULTS

→ PSAT 8/9

◆ SCORE REPORTS

◆ CREATING COLLEGE BOARD ACCOUNTS

◆ LINKING RESULTS TO KHAN ACADEMY

PSAT 8/9 SCORE REPORTS

*Benchmark Scores for Grade 9:

Reading/Writing 410

Math 450

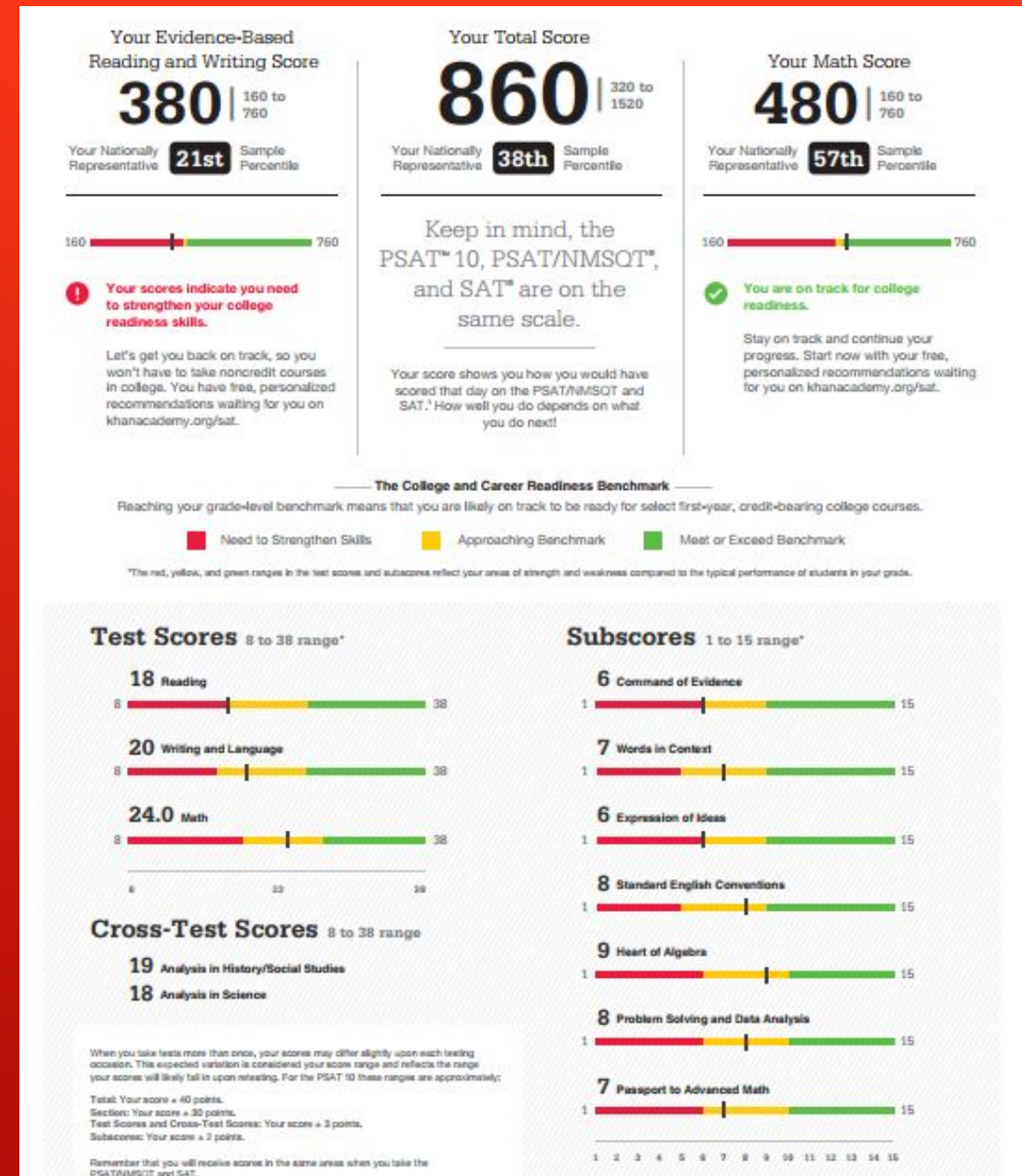
Benchmark Scores for Grade 11:

Reading/Writing 480

Math 530



*measures college/career readiness



Step 1: Create College Board account

COLLEGEBOARD.ORG

Sign In

Username

Password

[Sign In](#) [Sign Up](#)

[Forgot username or password?](#)

General tips:

- Use a personal email not your school email
- Pick a “security question” that you’ll always know the answer to
- Password: 7-15 characters with at least 1 number and 1 letter
- Record your username/password in Naviance- we’ll show you how!

DON'T SEE YOUR SCORES?

Our records indicate you have not taken any College Board assessments. If this is incorrect, click on the button below and provide additional information to add scores to this account. Please contact Customer Service at (866) 433-7728 for assistance or if you have any questions.

[Add Score\(s\)](#)

→ If your scores are not available when you sign into your college board account use the access code on the front of your PSAT answer sheet to ADD SCORES

CollegeBoard

PSAT™ 8/9
Your Score Report

Get your full report online
studentscores.collegeboard.org

Access Code: **A02670146P**

Step 2: Store your USERNAME/PASSWORD in Naviance

- Log into Naviance (conard.whps.org > “For Students” > “Naviance”)
- Click on “about me” tab
- Click on “journal”
- Click (+add new entry)
- Subject- College Board Username/Password
- Notes- enter your username and password
- Click “Add Journal Entry”

add journal entry

Type: N/A

Subject: College Board username/password * required

Share with: counselors teachers my parents

Notes: username: cheuitson
password: collegeboard1

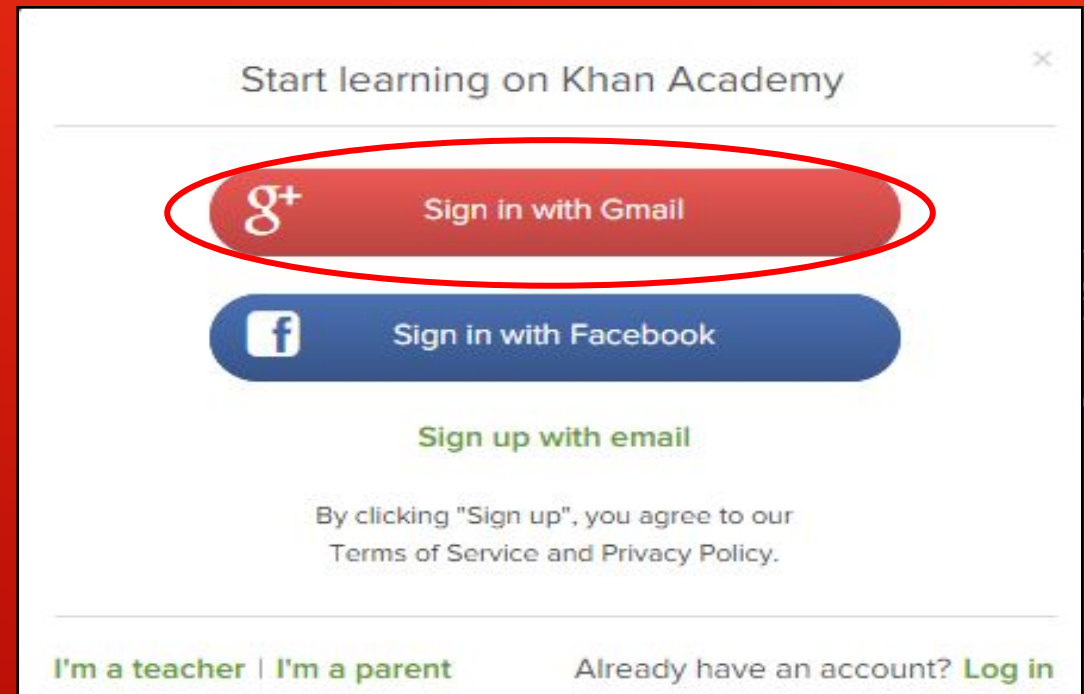
Files: Description: (optional)
Find File: Choose File No file chosen Attach
--file attachments-- Remove

Cancel Add Journal Entry

Step 3: Link your College Board account to KHAN ACADEMY

Log in to or create your Khan Academy account at khanacademy.org, sign in/sign up

- ◆ Use red sign in with gmail option with your school email account



Step 3: Link your College Board account to KHAN ACADEMY

- ▶ Once you log into Khan Academy, click “Subjects” at the top left side of the screen.
- ▶ Next, click “SAT” under “Test Prep.”

The screenshot shows the Khan Academy website interface. At the top, the 'Subjects' dropdown menu is highlighted with a red circle. Below it, the user profile for 'Kate Deane @fordko' is visible. The main content area displays a grid of subject categories. The 'Test prep' category is highlighted with a red circle, and the 'SAT' option is also highlighted with a red circle. Other categories include Science & engineering, Arts & humanities, Computing, and Economics & finance.

Science & engineering	Arts & humanities	Test prep
Physics	Art history	SAT
Chemistry	Grammar	MCAI
Organic chemistry	Music	GMAT
Biology	US history	IIT JEE
Health & medicine	World history	NCLEX-RN
Electrical engineering	Economics & finance	College Admissions
Cosmology & astronomy	Microeconomics	
Computing	Macroeconomics	
Computer programming	Finance & capital markets	
Computer science	Entrepreneurship	
Hour of Code		
Computer animation		

Step 3: Link your College Board account to KHAN ACADEMY

→ You will be asked if you would like to send PSAT results to Khan Academy. Choose option “A” and then click “Onward!”

The screenshot shows the Khan Academy interface for linking a College Board account. At the top, it says "Welcome to Official SAT® Practice" and "KHANACADEMY". There is a link for "Exit SAT practice". The main content area contains the following text:

We'd love to start by practicing what you missed on the PSAT.

To make this happen, we'll have you sign in to CollegeBoard.org and send your PSAT results to Khan Academy. Doing this will enable you to skip our diagnostic quizzes. We will also receive updates about the date of your upcoming SAT.

If you haven't taken the PSAT yet, no worries, let's take your first diagnostic quiz.

Below the text are two options:

- A Sign in to CollegeBoard.org and send your PSAT results to Khan Academy
- B Take your first diagnostic quiz

At the bottom of the page, there is a progress indicator showing "Do 3 questions" with two green checkmarks and a box containing the number "3". To the right of the progress indicator is a blue button that says "Sign in to CollegeBoard.org".

Step 3: Link your College Board account to KHAN ACADEMY

- You will be prompted to log into your College Board account
- When asked for permission to link your accounts, click “Send.”


After clicking “Send” you will be redirected to SAT practice on the Khan Academy site.

Request for Approval

Khan Academy is requesting permission for the following:

- Press “Send” below to give College Board permission to send your test results to Khan Academy so that Khan Academy can personalize your practice recommendations based on how you did. And once you’re registered for the SAT, College Board will also send Khan Academy your upcoming test date so they can update your practice schedule. You can remove permission at any time.

Logged in as SOA1693

 CollegeBoard

Don't Send [Send](#)

NOW GET PRACTICING...

- You can start your practice in either Math or Evidence Based Reading & Writing.
- The recommendations are based on how you did on the PSAT 8/9.
- Keep practicing – with each additional problem and activity the personalization gets stronger and gets you closer to your goal score on the SAT, PSAT/NMSQT and PSAT 10.

Official SAT[®] Practice

Dashboard Practice Tips and Planning Full Exams In partnership with CollegeBoard

KHANACADEMY Subjects Coach Search for subjects, skills, and videos Home Khan Academy

TODAY'S GOAL
Practice your skills
Choose the area you'd like to focus on for improvement today.

Practice Reading & Writing
Practice Math

Exam scores	Hide scores	View full exams
EXAM	TOTAL	MATH R & W
PSAT/NMSQT Fall 2015@	1080	500 580

Current skill levels Practice skills

Math Reading & Writing

Frequently asked questions

Check out our [frequently asked questions](#). Then let us know if you have a problem or an idea for making this system better!